TENANTS GO GREEN

KICKOFF MEETING

January 26, 2017

Agenda

- Lunch
- *Tenants Go Green* Introduction
  PNC Centre at One North Franklin Management Team
- Recycling 101
  Laura Blunk, Waste Management
- Upcoming Dates

Introduction

Goal

Create an environment that will allow Management and tenants to work together and develop sustainable practices and energy saving initiatives.

- Educate employees and encourage methods to implement the three R's: Reduce, Reuse and Recycle
- Encourage tenants to take the **Green Pledge**
- Increase efficiency and accountability through quarterly meetings, email and newsletter alerts

Introduction

Initiatives

- Sharing initiatives and best practices
- Participating in Earth Hour and Earth Day events
- Green & Sustainable Tips - Ways to Go Green at Work
- PNC Centre’s recycling program and awareness
- Energy Conservation - Lights off Campaign
- Tenant Pledge - Encourage building wide participation in an energy conservation "Green Pledge"
- Transportation – Promote public transportation to reduce the carbon footprint
- Tenants’ participating and involvement in LEED-Existing Building certification.
- City of Chicago Green Office Challenge
- Retrofit Chicago Program
- Energy Star and Energy Conservation

Tenants Go Green
JLL – One North Franklin

Presenter: Laura Blunk
Total Recycling Program Manager
Waste Management Recycling Services

Objectives

Part 1: Education

Part 2: Our Recycling Process

Part 3: Recycling Program

Part 4: Recycling at 1 N. Franklin

2012 proprietary and confidential

Every year, Americans throw out 251 million tons of garbage.

How much do Americans throw away?

Population

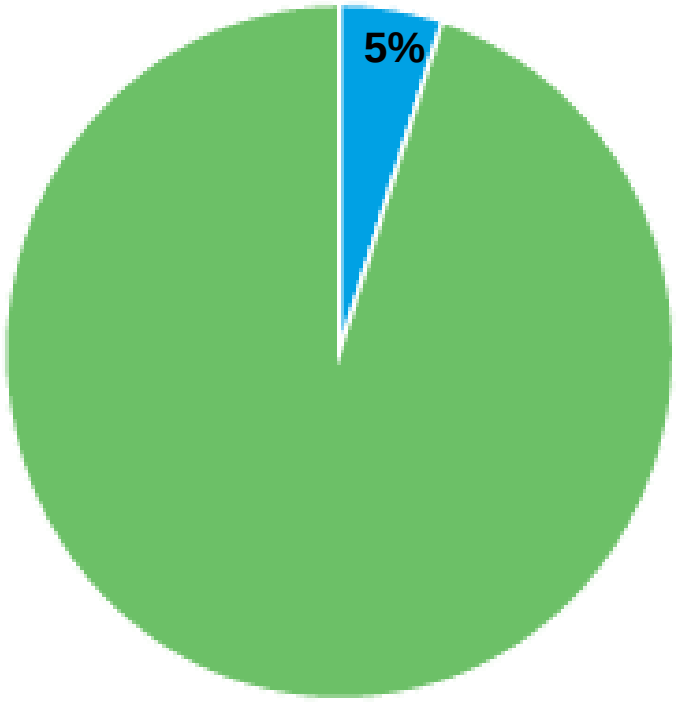

World's Garbage

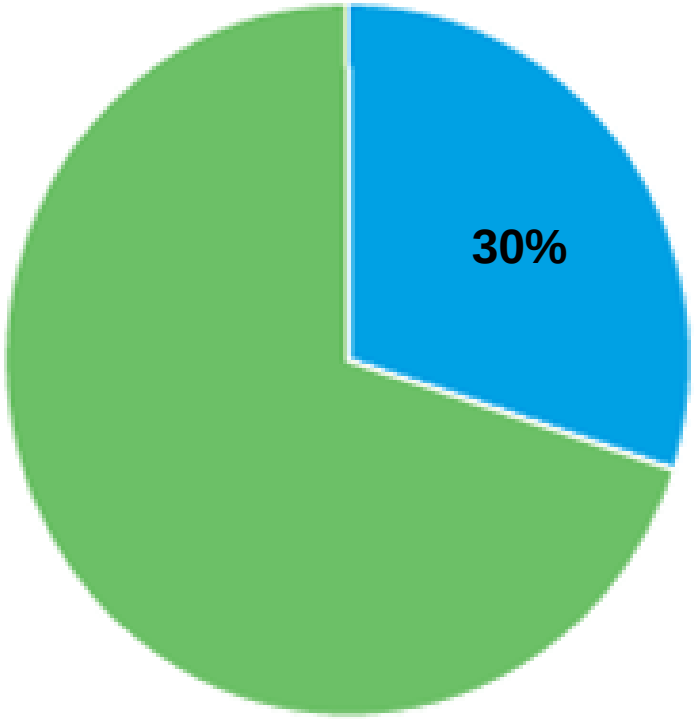

USA

Rest of the World

Recycling…		Energy Less Using than Raw Materials
Paper	=	60%
Plastic	=	88%
Aluminum	=	95%

Recycling one
aluminum can
saves enough energy
to run a
TV for three hours.

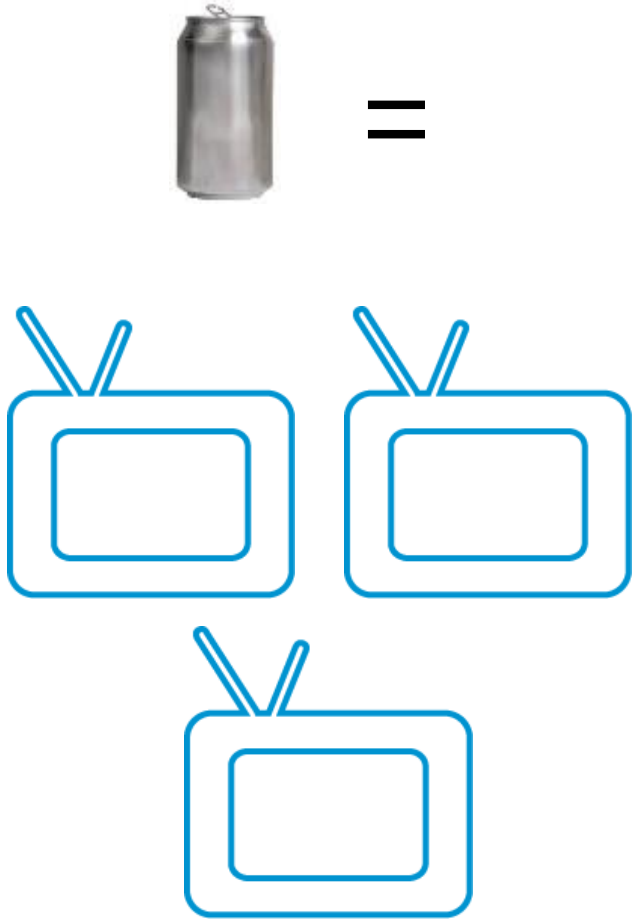

Objectives

Part 1: Education

Part 2: Our Recycling Process

Part 3: Recycling Program

Part 4: Recycling at 1 N. Franklin

2012 proprietary and confidential

We train your cleaning staff on the collection & handling of materials

Once the recyclables arrive at the building dock, they are picked up by Waste Management.

Material is brought to Recycling Services’ plant, and tipped onto the sorting floor.

The paper is sorted manually and mechanically to remove any garbage or contaminants from the load.

At the end of the sorting line, the different types of fiber are consolidated.

The fiber is baled…

SCA plant in Menasha, Wisconsin.

When the bales arrive, the paper is separated and flattened.

The paper moves into the hydropulper. This machine acts like a giant blender, breaking down the fiber and removing any ink.

The fiber is cleaned - paper clips, rubber bands, and staples are removed.

…and rolled into parent rolls.

The parent rolls are cut and processed to make new product.
Nearly all of SCA's products are made from 100% recycled paper using a process that is chlorine free.

SCA makes products like paper towels and bath tissue. If you purchase SCA or Tork products, it's possible that yesterday’s memo is today’s paper towel! This is called Closing the Loop.

Objectives

Part 1: Education

Part 2: Our Recycling Process

Part 3: Recycling Program

Part 4: Recycling at 1 N. Franklin

2012 proprietary and confidential

Recycling Container

Everyone should have a desk side recycling ***AND GARBAGE BIN***

Deskside = Paper Only

NO LINERS AT DESK = CLEAN & DRY RECYCLING!

Acceptable Paper Materials

White Paper

Colored Paper

Junk Mail

Envelopes – w/ Windows

Cardboard

Books

Newspaper

Coated Paper

Magazines/Brochures

Post It Notes

Postal Envelopes

Manilla Folders

Recycling Container

Everyone should
have a larger bin in
a common area for
comingled collection

Common Areas = Glass, Bottles, Cans

GREEN LINERS!

Acceptable Comingled Materials

Bins with GREEN LINERS

- **All plastic beverage containers & tubs, #1-5 & #7**

  Beverage caps acceptable

- **Beverage cartons & boxes (aseptic packaging)**
- **All metal beverage cans**
- **All glass containers**

Unacceptable Materials

- **No bio-based plastic (compostable plastics)**

Food Waste

Tissues & Napkins

Paper Towels

Wax Coated Paper

Wood

#6 Plastics

Hot Paper Cup

Vinyl Binders

Carbon Paper

Paper Plates

Paper Bags/Film

Foam

Disposable cups are NOT acceptable in ANY bin

If the lid is #6 plastic, it goes in the garbage

This paper sleeve CAN be recycled - place in recycling bin for collection

Objectives

Part 1: Education

Part 2: Our Recycling Process

Part 3: Recycling Program

Part 4: Recycling at 1 N. Franklin

201 proprietary and confidential

Results of Building Review: November 2016

Good:

- ✓ Most floors observed understand the separate paper collection
- ✓ Many floors observed had some sort of signage or labels

To be improved:

- Evidence of continuing contamination
- Refresher needed on acceptable materials for bottle/can bins

- GOOD LAYOUT
- LABEL ON BIN

IMPROVE

- Remove additional containers
- Areas should have 1 of each container

IMPROVE

- Add stickers –8” x 8” size

IMPROVE

- Mind the contamination!
- White liner *inside* green means the cleaning staff is fighting *severe contamination!*

IMPROVE

- Mind the contamination!
- Paper, cardboard & hot beverage cup should NOT be in green liner

Good Recycling: No contamination

Contamination: Plastic film, hot paper cup, wrappers - contamination in recycling bin; *move these items to garbage!*

Questions?

Laura Blunk
Total Recycling Program Manager
lblunk@wm.com

Upcoming Dates

- Next *Tenants Go Green* Meeting will be in April
- Earth Hour: Saturday, March 25 8:30pm-9:30pm
- Earth Week: April 16 – April 24
- Earth Day: Saturday, April 23

Questions?

Thank you for participating!